

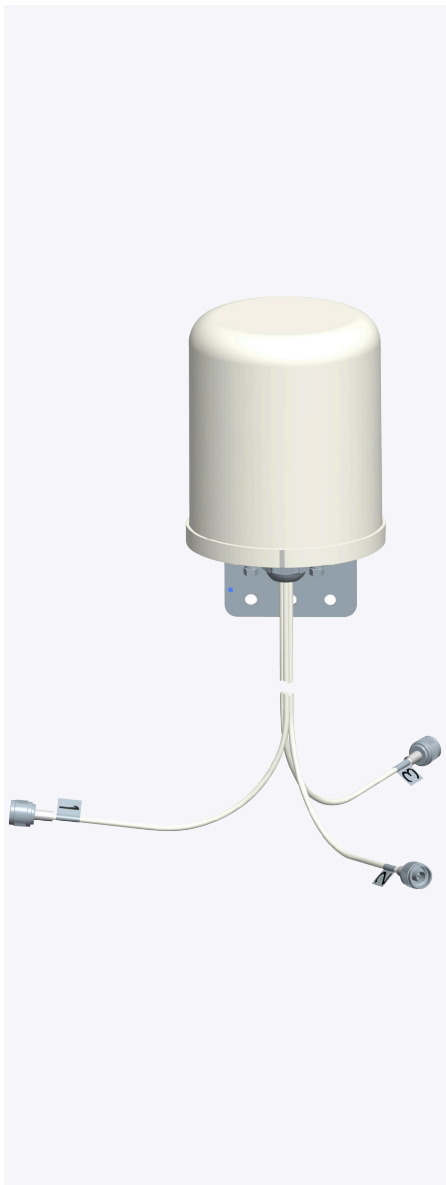
ATN-OD-DB-20-MN

Omni-directional Outdoor Antenna for O-90-E

This dual band 2.4/5 GHz multiple-input and multiple-output (MIMO) omni-directional antenna is designed to operate with Mojo Networks' 802.11ac Outdoor Access Point O-90-E. The

antenna supports both 2.4 and 5 GHz. The form factor makes the antenna aesthetically pleasing. At the same time, the rugged design makes this antenna ideal for installations in a demanding

outdoor environment and in a warehouse or manufacturing environment where it must withstand exposure to moisture and dust. The antenna provides three pigtails that can be connected to the access point.



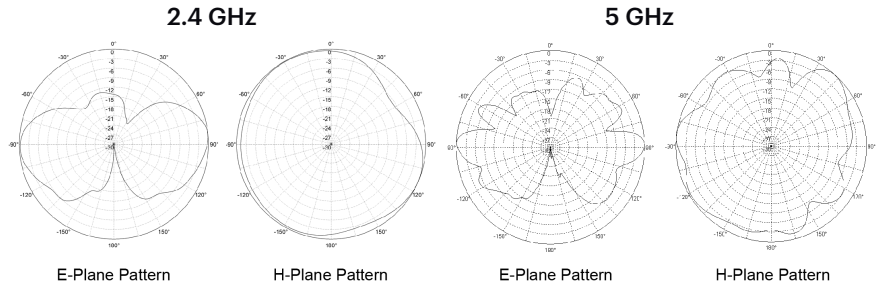
Specifications

| | |
|-----------------------------|------------------------------------|
| Model | ANT-OD-DB-20-MN |
| Frequency Range | 2.4/5 GHz |
| Gain | 4 dBi for 2.4 GHz; 6 dBi for 5 GHz |
| Vertical Beamwidth | 35°/25° |
| Horizontal Beamwidth | 360° |
| VSWR | ≤ 1.5 - 2.0 |
| Wind Resistance | 134 mph |
| Nominal Impedance | 50 Ω |
| Polarization | Vertical |
| Connector | 3x N-Style Plug with 36" Pigtail |
| Dimensions | 5.9" x 7" (excluding pigtail) |
| Weight | 1.2 kg (2.64 lbs) |
| Mast Mount Diameter | 1.37"-1.97" |
| Operating Temperature Range | -40°C to +70°C (-40°F to +158°F) |

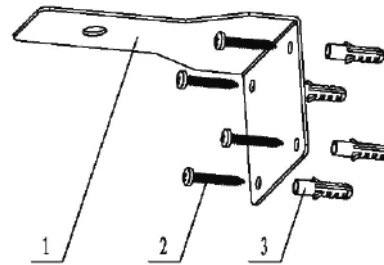
About Mojo Networks, Inc.

Mojo Networks is redefining the modern WiFi platform. Imagine the scalability to set up millions of access points with a few clicks, all from your smartphone. Envision an Internet experience that engages users with your business to drive results. Stay secure on the same WiFi cloud powering major brands and the highest levels of government. And enjoy the cost savings of a cloud-first solution without the pricey markup of proprietary hardware. Welcome to the era of prolific connectivity. Founded in 2003, Mojo Networks (formerly known as AirTight Networks), serves customers in the Fortune 500, Global 2000 and large carriers around the world. Request a free demo of Mojo Cloud Managed WiFi Platform at www.mojonetworks.com

Antenna Radiation Patterns

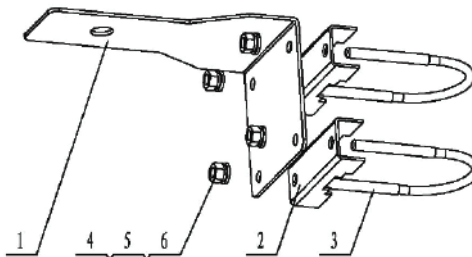


Mounting Instructions



| Part No. | Name | Qty. |
|----------|------------------|------|
| 1 | L Bracket | 1 |
| 2 | Screw (ST4.8*35) | 4 |
| 3 | Anchor | 4 |

Installation on Wall



| Part No. | Name | Qty. |
|----------|-------------------|------|
| 1 | L Bracket | 1 |
| 2 | Mounting Teeth | 2 |
| 3 | U Bolt | 2 |
| 4 | Nut (M6) | 4 |
| 5 | Spring Washer (6) | 4 |
| 6 | Washer (6) | 4 |

Installation on Pole